

# AGRI

# Way

## 2-3 FURROW CONVENTIONAL PLOUGHS CHARRUES PLANCHES A 2-3 SOCS ARATRI SEMPLICI BI-TRI-VOMERI



### 🇬🇧 STANDARD EQUIPMENT

- Adjustable hitch bar
- Cylindrical mouldboard with bar point
- Sword landside
- Wear plate in the rear body
- Special steel made shanks

### 🇫🇷 EQUIPEMENT STANDARD

- Barre d'attelage réglable
- Versoirs cylindriques avec pointe à barre
- Ailerons coutre
- Plaque usure sur le dernier corps
- Etançons construits en acier spécial

### 🇮🇹 DI SERIE




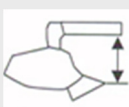


- Barra d'attacco regolabile
- Versoi cilindrici con punta a scalpello
- Coltro dal basso
- Piastra d'usura sull'ultimo corpo
- Gambi in acciaio speciale



MPT2-25



MPT3-38

Mod.	 No.	 Cm.	 Cm.	 Cm.	 Kg	 HP
<b>TWO FURROW —BISOCS— BIVOMERI</b>						
MPT2-25	2	25 / 32 cm	70 cm	72 cm	295 kg	50/65 HP
MPT2-30	2	30 / 35 cm	73 cm	73 cm	435 kg	65/80 HP
MPT2-38	2	38/45 cm	100 cm	80 cm	585 kg	90/110 HP
<b>THREE FURROW—TRISCOS-TRIVOMERI</b>						
MPT3-25	3	25 / 32 cm	108 cm	70 cm	420 kg	65/80 HP
MPT3-30	3	30/35 cm	114 cm	73 cm	580 kg	75/90 HP
MPT3-38	3	38/45 cm	150 cm	80 cm	920 kg	120/150 HP

MPT series